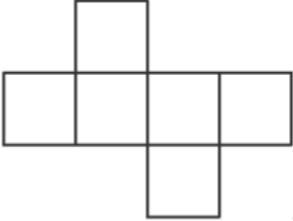

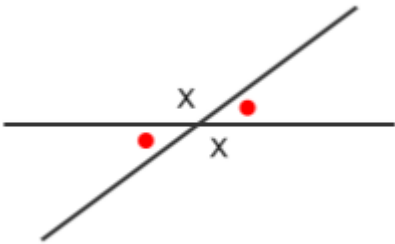


Year 6	
Number – number and place value	
degree of accuracy	A measure of the precision of a calculation, or the representation of a quantity. A number may be recorded as accurate to a given number of decimal places, or rounded to the nearest integer, or to so many significant figures.
Number – four operations	
brackets	Symbols used to group numbers in arithmetic or letters and numbers in algebra and indicating certain operations as having priority.
order of operation	<p>This refers to the order in which different mathematical operations are applied in a calculation.</p> <p>Without an agreed order an expression such as <math>2 + 3 \times 4</math> could have two possible values: <math>5 \times 4 = 20</math> (if the operation of addition is applied first) <math>2 + 12 = 14</math> (if the operation of multiplication is applied first) The agreed order of operations is that:</p> <ul style="list-style-type: none"> <li>• Powers or indices take precedent over multiplication or division – <math>2 \times 3^2 = 18</math> not 25;</li> <li>• Multiplication or division takes precedent over addition and subtraction – <math>2 + 3 \times 4 = 14</math> not 20</li> <li>• If brackets are present, the operation contained therein always takes precedent over all others – <math>(2 + 3) \times 4 = 20</math></li> </ul> <p>This convention is often encapsulated in the mnemonic BODMAS or BIDMAS: Brackets Orders / Indices (powers) Division &amp; Multiplication Addition &amp; Subtraction</p>
long division	<p>A columnar method for division by more than a single digit, most easily described with an example:</p> <div style="text-align: center; margin: 10px 0;"> <math display="block">432 \div 15 \text{ becomes}</math> <math display="block">\begin{array}{r} 28 \cdot 8 \\ 15 \overline{) 432 \cdot 0} \\ \underline{30} \phantom{0} \\ 132 \\ \underline{120} \\ 120 \\ \underline{120} \\ 0 \end{array}</math> </div>
Number – ratio and proportion	
ratio	A part to part comparison. The ratio of a to b is usually written $a : b$ . Example: In a recipe for pastry fat and flour are mixed in the ratio $1 : 2$ which means that the fat used has half the mass of the flour, that is amount of fat/amount of flour = $\frac{1}{2}$ . Thus ratios are equivalent to particular fractional parts.
scale factor	For two similar geometric figures, the ratio of corresponding side lengths.
Algebra	
algebra	Letters are used to denote variables and unknown numbers and to state general properties.
formula	An equation linking sets of physical variables.
nth term of a sequence	This is the name for the term that is in the nth position starting the count of terms from the first term.
substitution	Numbers can be substituted into an algebraic expression in $x$ to get a value for that expression for a given value of $x$ .
variable	A quantity that can take on a range of values, often denoted by a letter, $x, y, z, t, \dots$ etc.
Measurement	
Centilitre	Symbol: cl. A unit of capacity or volume equivalent to one hundredth of a litre.
cubic	A mathematical expression of degree three; the highest total power that appears in this expression is power 3.
mile	An imperial measure of length.

## Geometry

arc	A portion of a curve. Often used for a portion of a circle.
centre	The middle point for example of a line or a circle.
chord	A straight line joining two points on a circle or other curve.
circumference	The distance around a circle (its perimeter).
diameter	Any of the chords of a circle or sphere that pass through the centre.
net	<p>A plane figure composed of polygons which by folding and joining can form a polyhedron.</p>  <p style="text-align: right; margin-right: 50px;">A net of a cube</p>
origin	A fixed point from which measurements are taken.
radius	In relation to a circle, the distance from the centre to any point on the circumference.
sector	<p>The region within a circle bounded by two radii and one of the arcs they cut off.</p> <p>Example:</p> 
translation	A transformation in which every point of a body moves the same distance in the same direction.
vertically opposite angles	<p>The pair of equal angles between two intersecting straight lines. There are two such pairs of vertically opposite angles.</p> 

## Statistics

average	A measure of central tendency which represents and/or summarises a set of data.
mean	Often used synonymously with average. The mean of a set of discrete data is the sum of quantities divided by the number of quantities.
pie-chart	Also known as pie graph. A form of presentation of statistical information. Within a circle, sectors like 'slices of a pie' represent the quantities involved. The frequency or amount of each quantity is proportional to the angle at the centre of the circle.